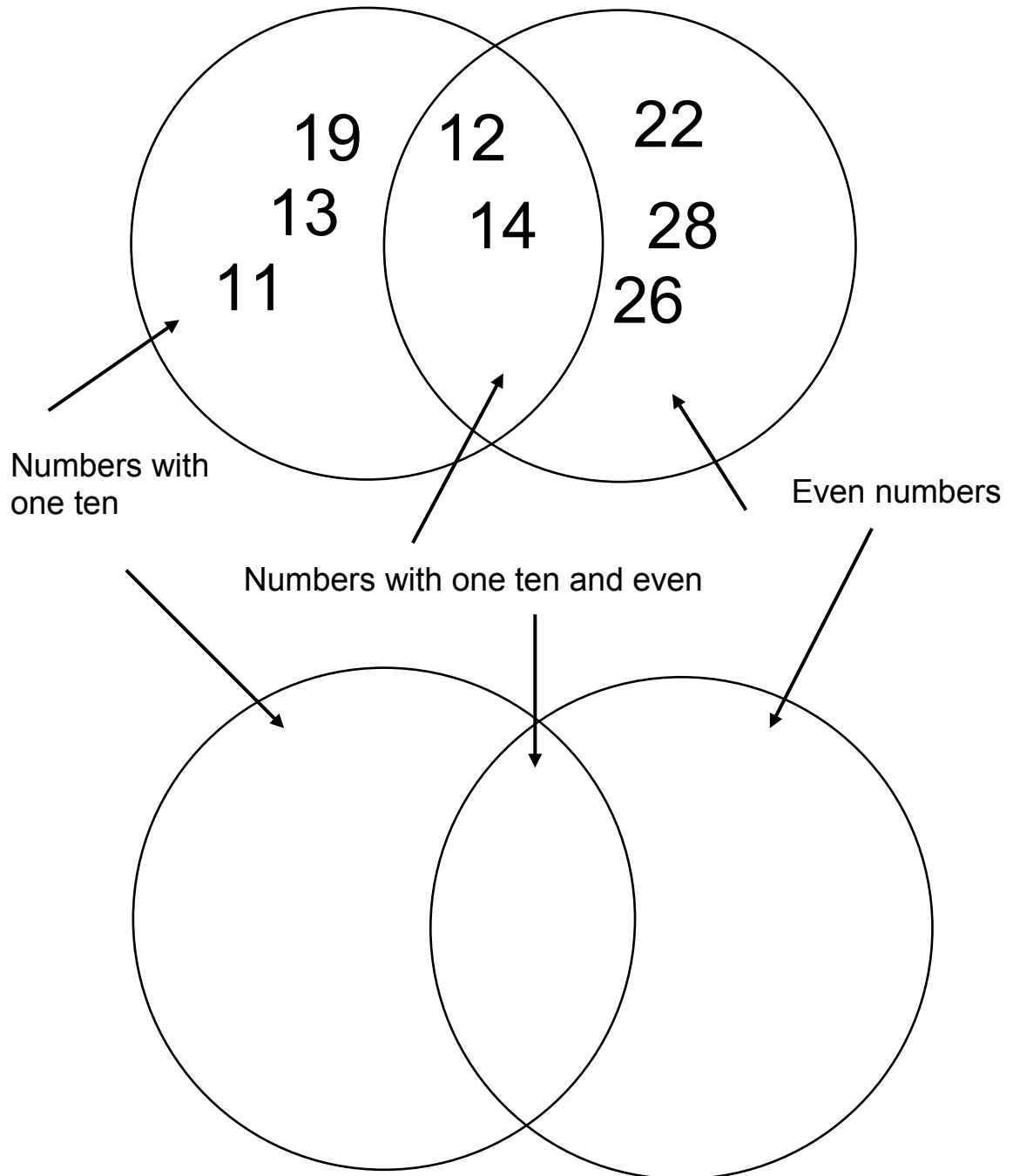


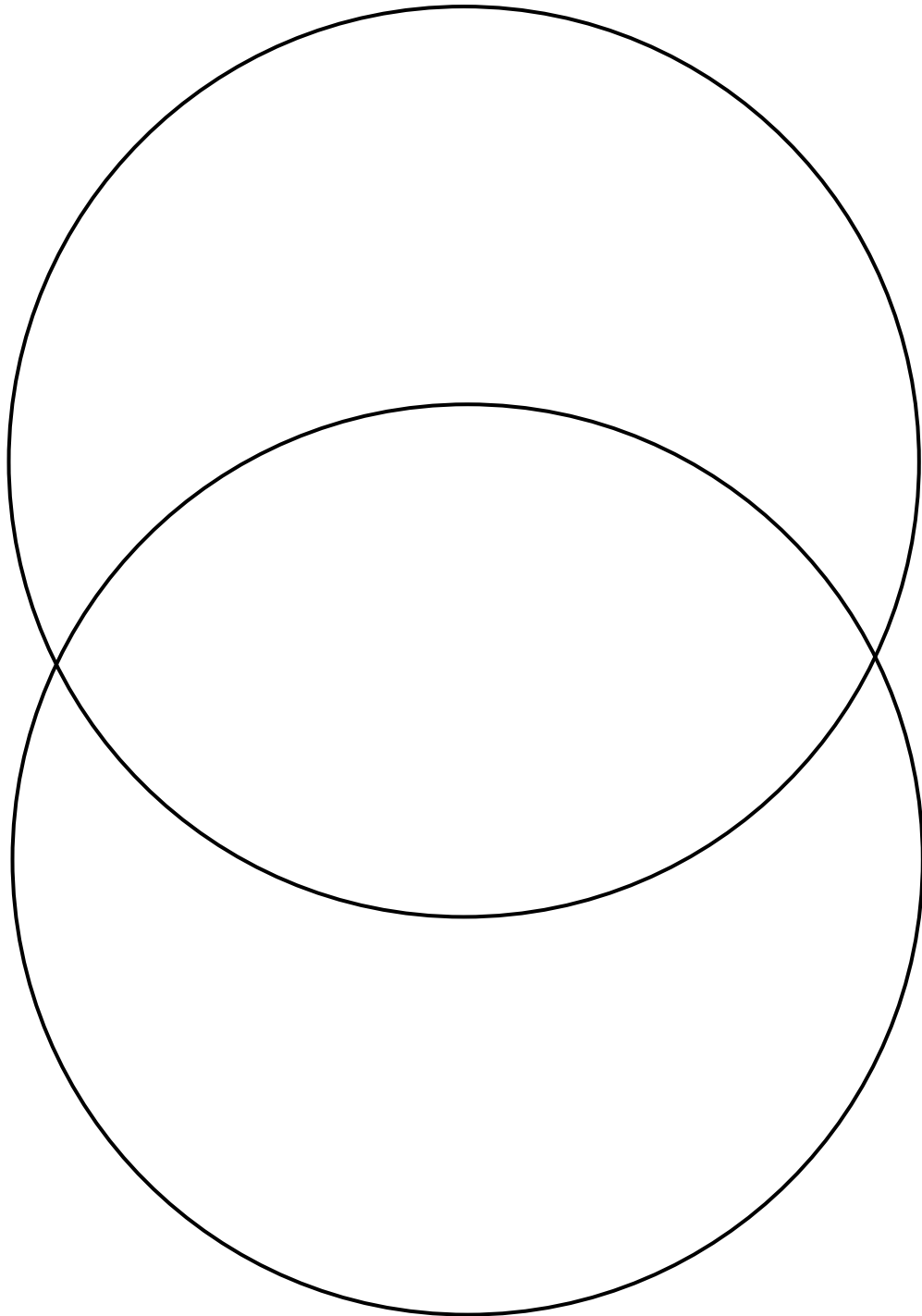
This Venn diagram shows how some numbers were sorted out.



Choose some numbers and put them on the diagram.

Sorting using a Venn diagram

Use the diagram below to sort numbers, shapes etc.



Carroll diagrams

This Carroll diagram sorts numbers:

	odd	even
Numbers with one ten	11 13	18 14
Numbers with two tens	25 21	26 20

Put these numbers on the diagram:

22    12    15    17    16    27  
29    10    19    23    24    28

Carroll diagrams

This Carroll diagram sorts numbers:


	odd	even
Numbers with two tens	23 29	22 26
Numbers with five tens	51 55	54 50

Put these numbers on the diagram:

52    21    59    20    57    28

53    27    56    24    58    25

Carroll diagrams



Use this empty box to make up your own Carroll diagram.


**Answers****Page 3**

11	13	10	12
15	17	14	16
19		18	
21	23	20	22
25	27	24	26
29		28	

**Page 4**

21	23	20	22
25	27	24	26
29		28	
51	53	50	52
55	57	54	56
59		58	