

INSTRUCTION MANUAL

PET GROOMING KIT

PACKAGE CONTENTS

- Hair clippers
- Charging adapter
- Blade maintenance oil
- Clippers cleaning brush
- 3, 6, 9, 12 mm guide combs
- Claw clippers
- Claw file
- Hair comb
- Scissors
- User manual



- Size: 45 × 175 mm
- Weight: 650 g
- Clipper blade material: ceramic
- 0.8–2 mm adjustable blade
- Stainless steel accessories

COMPONENTS

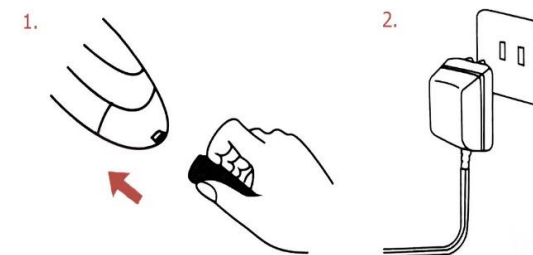


- (1) Ceramic blade
- (2) Blade regulator
- (3) On/Off switch
- (4) Comb
- (5) Scissors
- (6) Nail clippers
- (7) Nail file
- (8) Guide combs
- (9) Cleaning brush
- (10) Charging adapter
- (11) Blade maintenance oil

HOW TO USE

- Use the on/off switch (3) to turn the clippers on or off.
- Adjust the cut from 0.8–2 mm with the blade regulator (2).

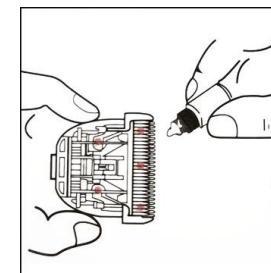
- Attach the comb guides to achieve desired cut length.
- To attach the comb guide, slide it onto the blade until it clicks and stays in place.
- To release the comb guide, press firmly on the back of the guide and slide upwards.
- Charge the device by plugging in the AC adapter cable and plugging the adapter into an electrical socket.



- A red light indicates that the device is charging. When the device is fully charged, the red light turns off.

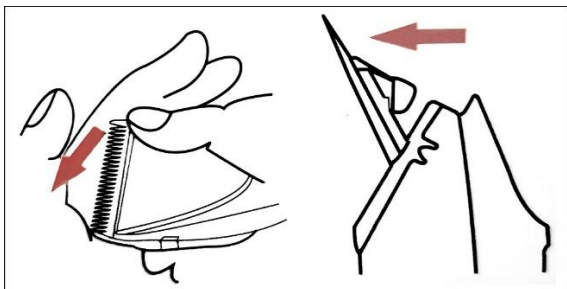
CLEANING AND MAINTENANCE

- Clean with a brush after every use and apply the included oil to maintain the blade. Apply the oil on the red dots marked on the picture:

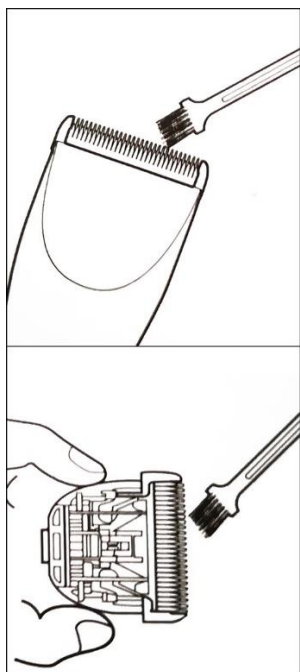


- Do not immerse the product into water for cleaning.

- To remove the blade, press firmly on the moving part (1) of the blade to dislodge it from the device.



- Clean the blade with the included cleaning brush.



- Reinstall the blade by putting it in the notch at the base of the clippers casing, pressing firmly on the outer side of the blade until it clicks back into place.

WARNINGS

- Do not disassemble the product.
- Do not wash the hair clipper or submerge it in water. Keep away from wet conditions.
- Do not charge the product in high or low temperature conditions (below 0°C or above 40°C)
- Trying to repair the product on your own will void the warranty.
- The product may produce a small amount of heat during use or when charging. This is normal.
- Uncareful use of this product may result in injury.

WARRANTY

The warranty is valid for 24 months. You can claim it from DFMU d.o.o., Liparjeva 6a, 1234 Mengeš, Slovenia, for a replacement product or a refund. Send us your order number and purchase date in the email, which is available by clicking on our logo in the bottom right corner. The product has a lifetime of 24 months from the date of collection.



WEEE disposal and recycling symbol. The WEEE symbol is attached to the product in compliance with the EU directive 2012/19/EU on Waste Electrical and Electronic Equipment (WEEE). It is intended to deter the improper disposal of this product and to promote reuse and recycling.